






Results list screen

- Search results appear in a numbered list of brief records.
- Results display with the items owned by the largest number of libraries listed first worldwide.
- The number of Illinois libraries followed by the number of libraries worldwide that own the item is indicated.
- Select **Libraries** to view the list of Illinois libraries that own the item, or click on the title to view a full record.
- To select a subset from the list, check the boxes next to the records to be viewed, e-mailed, printed or saved to a disk.
- To view a selected subset of records, click **Marked Records** at the top of the screen.
- To save a selected subset of records to a disk, click **Export** at the top or bottom of the screen.



Additional function buttons

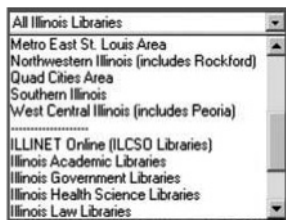
-  Find related records with the **Related Authors** button.
-  Find related subjects with the **Related Subjects** button.
-  Use the **Sort** button to sort sets of 500 or fewer records.
-  Click the **Print** button to print the page.
-  Use the **Limit** button to narrow the result set.

Statewide Illinois Library Catalog Illinois Gateway to Library Resources

Jesse White
Secretary of State
& State Librarian

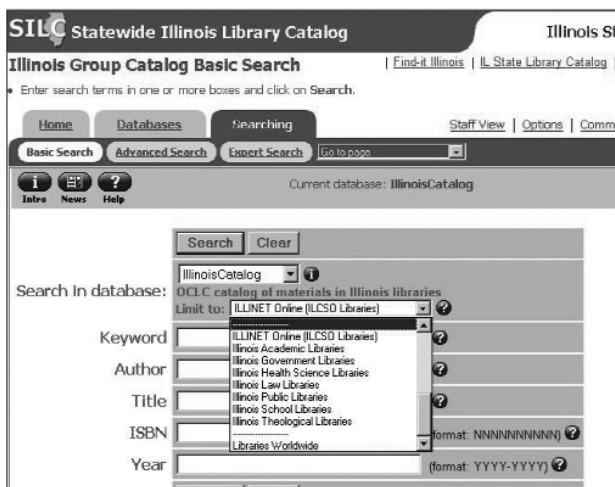
Accessing and searching SILC

See finditillinois.org to access the SILC Guest view. Your SILC search defaults to the collections of all participating Illinois libraries. From the drop-down menu, you may limit your search to a specific region or type of library.



Searching

The **Basic** search screen displays by default. **Advanced** or **Expert** search screens are available using the tabs near the top of the screen. Enter a word, phrase or number in one or more of the search boxes.



Advanced Search screen

- Enter search term(s) and select index (author, title, subject, etc.) using the drop-down menu to the right of search term box.
- Select **Boolean** operators from the drop-down list to the left of search term boxes.
- Limit search by publication date, language, material type or specific library code.



Expert Search screen

Enter your search in the large search box. Use the information that displays at the bottom of the search screen for guidance.

Additional searching hints:

- Browse subject headings to find additional terms that may apply to your search. Click the **Subjects** button to access the **Subject Headings** list.
- Watch for search suggestions that may display at the top of the screen to help you increase or decrease your search results.